

Read this first

This book is yours now.

It won't be taken away from you, you can keep it.

You can do whatever you want with it, you can stand on it, you can trade it with someone for something else, you can put it in the bin, you can bury it under the ground, you can even rip pages out if you want. However, you can also write or draw in it (that's what I did with mine). Then keep it and read it again when you are older. Like a diary, or a sketchbook, or a story, or a manifesto to change the world.

Whatever you write or draw in this book is **RIGHT**. In this book there are **NO WRONG ANSWERS**. Everything and anything you do in this book is **THE RIGHT ANSWER**.

In this book there are no rules. Only suggestions.

This book won't be marked by anyone.

You can take as long as you want to complete it (it took me only a week because I couldn't put it down). You can even finish it when you are a grown-up if you want.

You can do it any time of day (I did it mostly in the morning), any place you like (I did it mostly sitting on the toilet and on the bus).

It's small enough to carry around and all you need is a pencil or a pen.

Did you ever think you would write your own book? Well, at the end of this you will have. You will be an author... and this will be your masterpiece.

You don't need to start at the beginning. Start at the end. Randomly select a page with your eyes closed or even flick through the book to a random page and see what task is chosen for you!

Let the weirdness begin.



Future me

This book belongs to:

.....

If you find this book and return it to me I will give you a reward of:

.....

This is what I look like:



My initials are:

.....

(initials are the first letter
of each of your names, for
example my name is **R**yan
James **G**ander, my Initials
are **R. J. G.**)

My initials also stand for:

.....

(for example,
Red **J**umping **G**iraffes)

My initials also stand for:

.....

(for example,
Running **J**ealous **G**olfers)

My initials also stand for:

.....

(for example,
Rapid **J**et **G**un)

Draw one of your examples here:

If I had chosen my own name, I would have called myself:

.....

Then, my initials would have been:

.....

Which also stand for:

.....

I would most like to have lived in: (Place)

.....

I would most like to have lived in: (Year / Time / Era)

.....

I would most like to have been a:

.....

I would have been famous for:

.....

My favourite food would have been:

.....

If I was a superhero, I would be called:

.....

And my special power would be:

.....

.....

My costume would be

Colour:

.....

Style:

.....

Special features:

.....

.....

.....

My form of transport would be:

.....

My motto would be:

.....


My side-kick / pet would be:

.....

I would carry with me:

.....

My superhero logo would look like this:



In the future, when I'm older, I might live in:

.....

In the future, when I'm older, I might live with:

.....

In the future, when I'm older, I might work as a:

.....

In the future, when I'm older, I might be:

.....

In the future, when I'm older, I might travel to:

.....

In the future, when I'm older, I might learn to:

.....

In the future, when I'm older, I might eat:

.....

In the future, when I'm older, I might wear:

.....


**In the future, when I'm older, I might spend my free time
doing:**


.....

How many mirrors are in your home?

.....

Draw a shape on these two pages for each of the mirrors.




Three parallel diagonal lines in a teal color, slanted from the top-left towards the bottom-right, positioned on the left side of the page.


Now go and look in each of the mirrors and draw or write in each of the shapes one thing you see in each mirror.

List or draw the five most important objects in your life.


1.




2.




3.



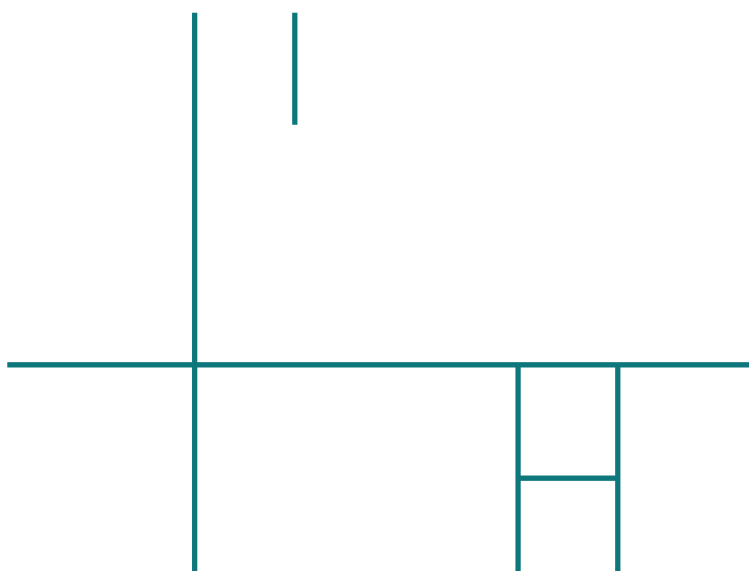
4.



5.



Draw ten more lines anywhere below to complete the drawing, pattern or design, and then colour in the shapes that you have formed.



Write or draw below each word, the first word or thing that comes into your head, don't think about it too long.

Time machine

.....

Cloud

.....

Building

.....

Rock star

.....

Idea

.....

Sculpture

.....

Map

.....

Custard

.....

Field

.....

Adventure

.....

Tree

.....

Home

.....

Bus

.....

Rug

.....

Name your favourite TV programmes:

1.

.....

2.

.....

3.

.....

Name your favourite animals:

1.

.....

2.

.....

3.

.....

Name your favourite games:

1.

.....


2.

.....

3.

.....

Join the dots with curved lines in any order you want (the crazier the better).




Write what you see:

A dotted line for writing.

Draw yourself imagining the building in which you live.

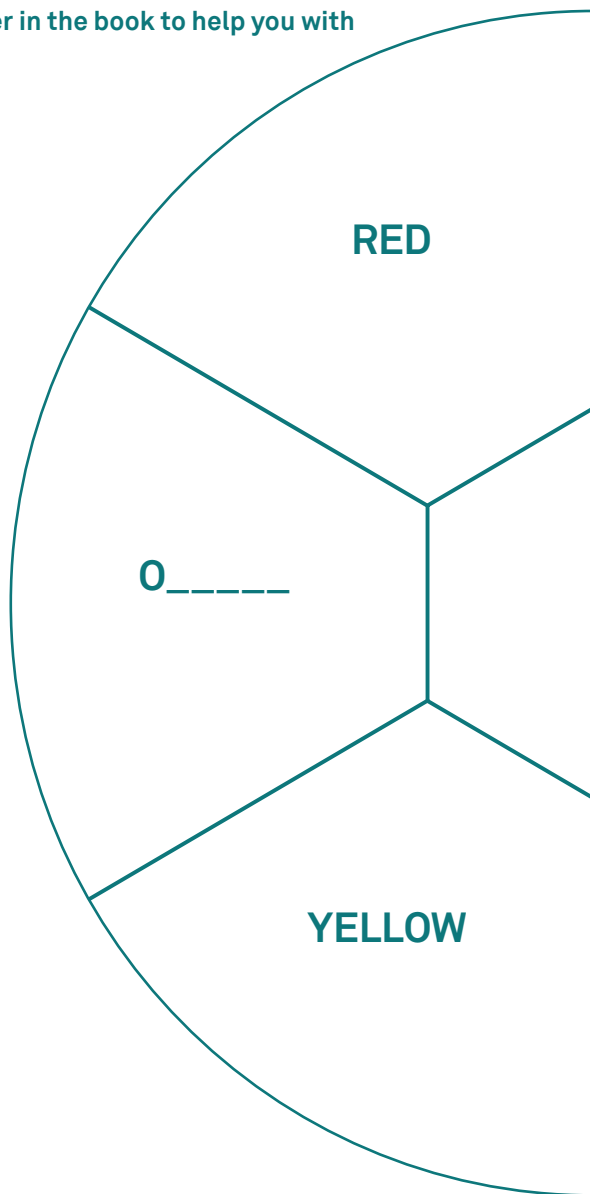




This is a colour wheel. It is a chart used by artists to see what colours are opposites.

Can you colour it in and guess the missing colours?

You might need it later in the book to help you with other pages.



Colour wheel


P_____

BLUE

G_____

Draw


1. Yourself hiding in this picture.
2. Something flying in this picture.
3. An artwork or sculpture in this picture.
4. Add colour to the drawing using the opposite colours it should be from the colour wheel on the previous page (for example the grass is red and the sky is orange).





Turn the doodle below into a drawing (it can be anything at all).





On this page draw a pair of googly eyes looking back at you.

1. Cut out the labels on this page.
2. Hole punch a hole in each label.
3. Search out the item that matches the descriptions.
4. Using string, tie each label to the objects you find.
5. Write down which object you have tied the labels to in the spaces below.

.....

.....

.....

.....

.....



Something you
don't know
the use of



Something
that is the
opposite



Something
hanging



Something
foreign



Something
that is one
of a pair



Something you
don't know
the use of



Something
that is the
opposite



Something
hanging




Something
foreign



Something
that is one
of a pair



Write a postcard to yourself in the future.



Draw the image side of the postcard.




Draw symbols (\$ # 0 0 ☆ ☆ ! ! ☉) between arrows.

:

:



Draw yourself imagining yourself wearing different clothes.



How old are you?

.....

What year were you born?

20 _ _

What year is it now?

20 _ _

How many different numbers can you make out of the year you were born? (draw over the question marks.)

2???

2???

?2??

?2??

??2?

??2?

???2

???2

2???

2???

?2??

?2??

??2?

??2?

???2

???2

— Would you rather meet —
a superhero or **a cartoon character**
?
(Circle your choice)

Who is your favourite character or superhero?
(Write or draw your choice)

— Would you rather —
moo like a cow or **bark like a dog**
?
(Circle your choice)

What is your favourite noise or sound?
(Write or draw your choice)

— Would you rather have the chance to —
design a new toy or **direct a movie**
?
(Circle your choice)

What job would you like when you are older?
(Write or draw your choice)

— Would you rather live —
without music or **without movies**
?
(Circle your choice)

What's your favourite song or movie?
(Write or draw your choice)

— Would you rather have —
an extra finger or **an extra toe**
?
(Circle your choice)

Draw a face below with one eye and two noses.

— Would you rather have —
one eye in the middle or **two noses**
?
(Circle your choice)

— Would you rather be —
an art teacher or **a PE teacher**
?
(Circle your choice)

— Would you rather be —
really fast or **really strong**
?
(Circle your choice)

— Would you rather —
play the guitar or **play the piano**
?
(Circle your choice)

singer — Would you rather be a famous — **actor**
or
?
(Circle your choice)

— Would you rather create —
a new holiday or **a new language**
?
(Circle your choice)

Draw where your favourite holiday is.

— Would you rather be able to control —
the weather or **the speed of time**
?
(Circle your choice)

— Would you rather have the ability to —
be invisible or **fly**
?
(Circle your choice)

Draw where you would go if you were invisible.



3 legs

— Would you rather have —
or
?
(Circle your choice)

3 arms

Draw yourself with 3 legs or 3 arms.

Would you rather have to wear
a clown wig or **a clown nose**
for the rest of your life?
(Circle your choice)

Would you rather always
be dressed up or **wear your pyjamas**
?
(Circle your choice)

Draw yourself dressed up or in your pyjamas.



List your five favourite words:

1.

2.

3.

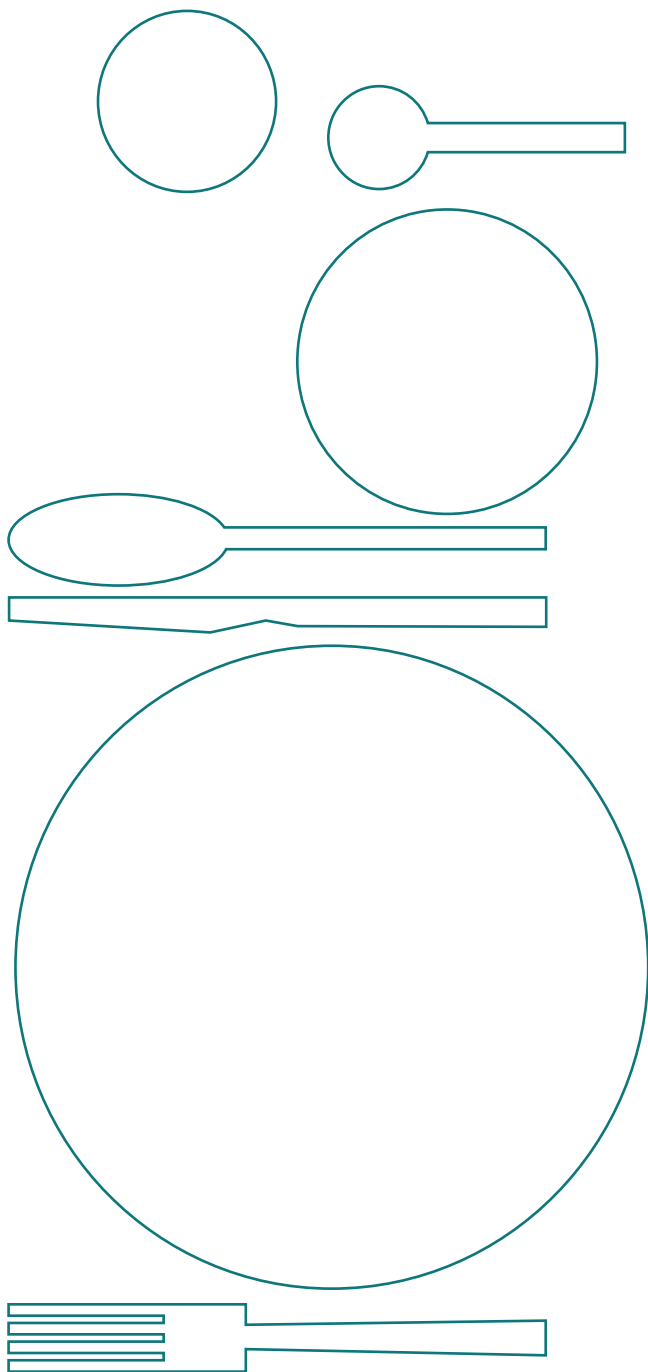
4.

5.

Draw eyes somewhere on the page below and then try to turn the hair below into a drawing of a face.

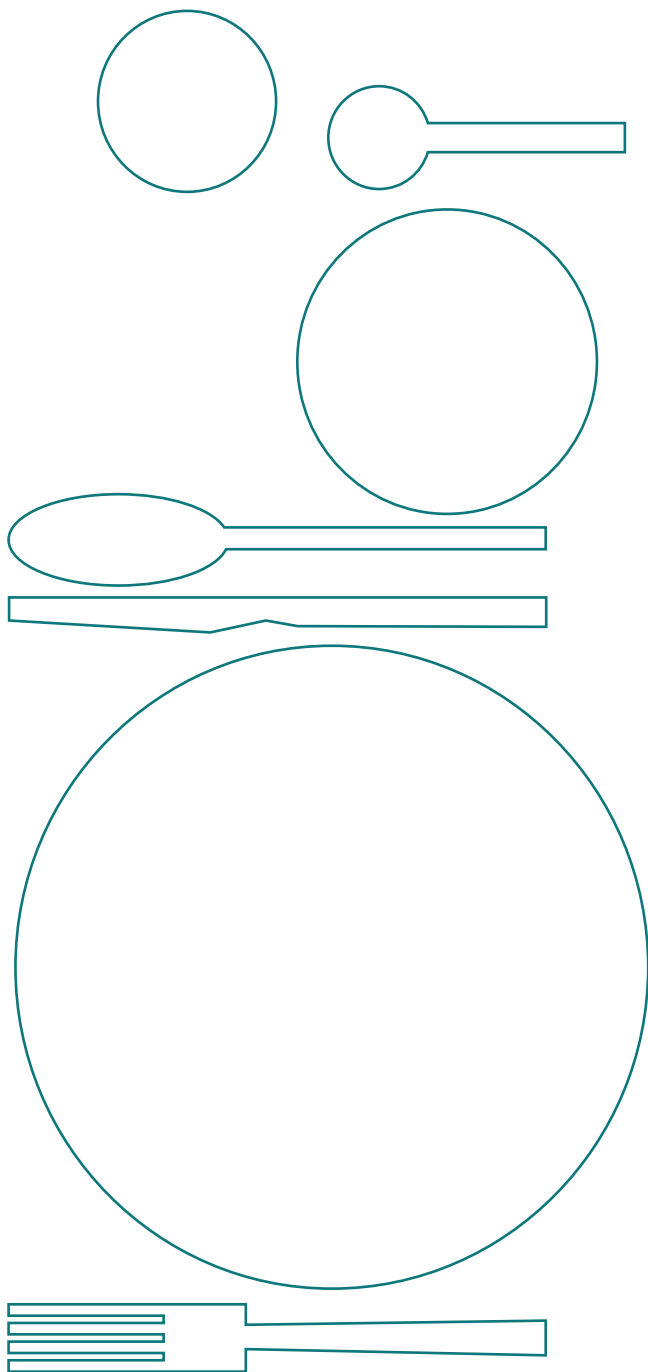


Draw the last meal that you ate and drank.









Draw a magic meal that you would choose to cook for your best friend.







Complete the cartoon pages below.



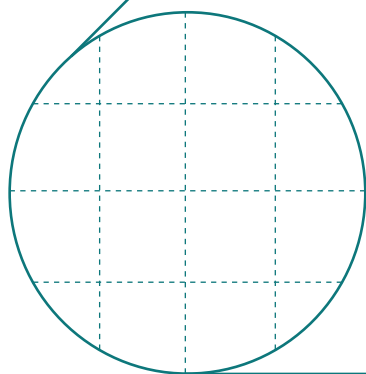


Draw a sculpture in this landscape.







Draw around your hand in Circle A below. Then redraw your drawing onto the grid in Circle B by copying each square one at a time, working from left to right, one row at a time.



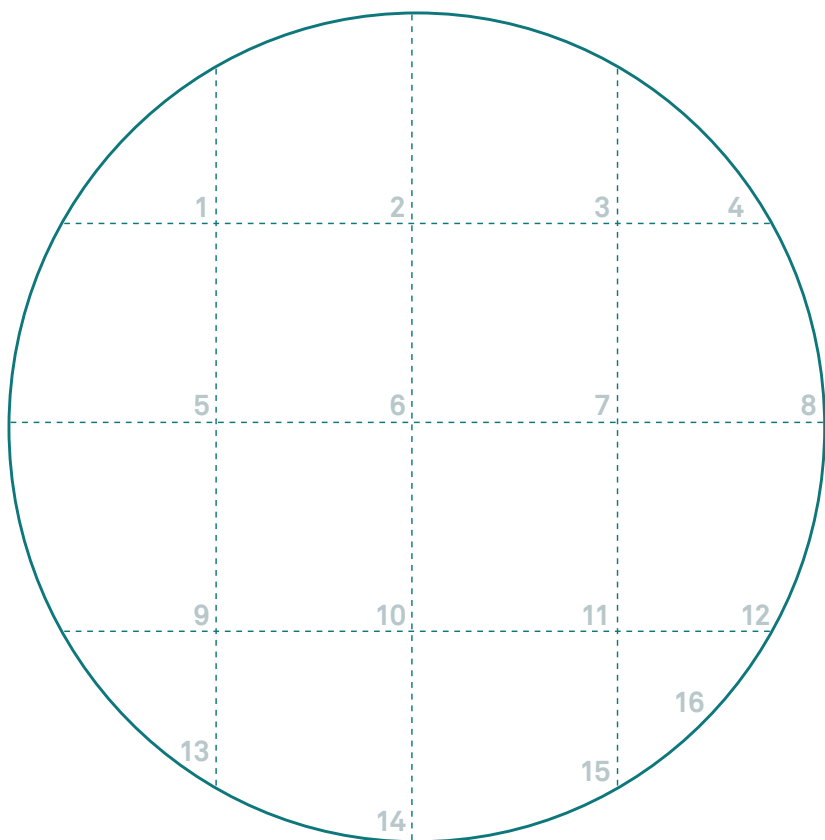
Circle B



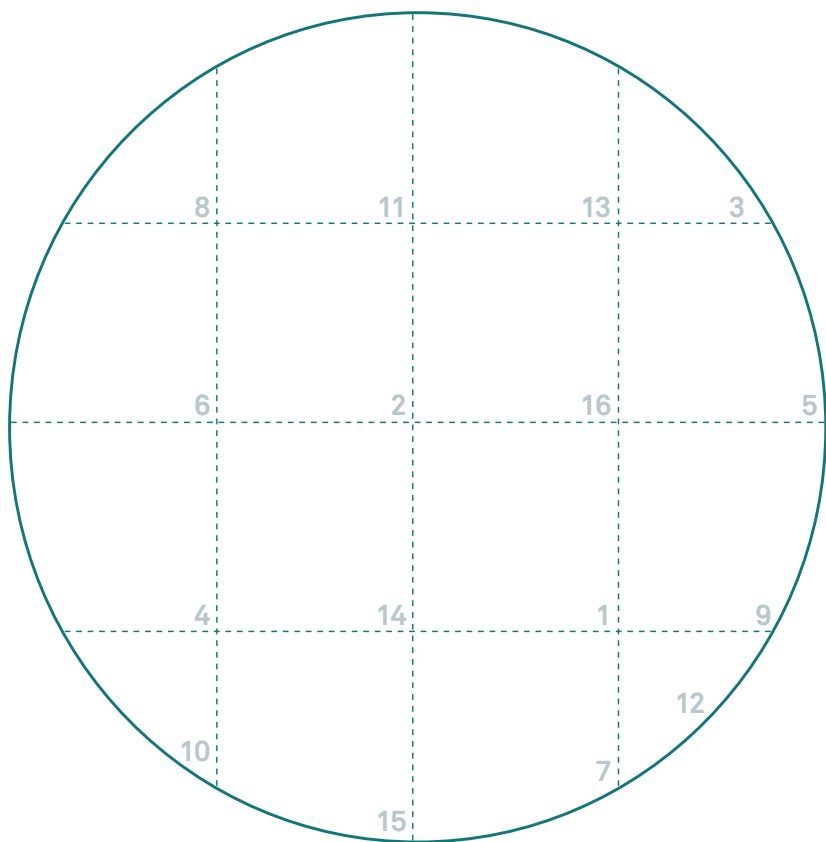
Circle A



Draw your hand in the circle on this page.




Copy the lines from each square on the opposite page into the squares on this page, matching up the mixed up numbers. The result will be an abstract design.



Future
here

Draw a bird's eye view plan, looking down from above, of the room you sleep in.



Three interesting things in my room are:

A

B

C

Three annoying things in my room are:

D

E

F

Three things I wish were in my room are:

G

H

I

Three magic things in my room could be:

J

K

L

Now mark where they are in your drawing of the room using the letter next to each item.

Draw the view from the window in the room in which you sleep.



Now draw something you wish was in the view from the window.



How many windows are in your home? Draw the shape of each one below.

Now redraw the shapes in random places. It's ok if they overlap if you draw some on top of each other.

Now fill each shape with one of these patterns:



Draw the clouds above you (wait for a cloudy day).

1. Cut out the labels on this page.
2. Hole punch a hole in each label.
3. Search out the item that matches the descriptions.
4. Using string, tie each label to the objects you find.
5. Write down which object you have tied the labels to in the spaces below.

.....

.....

.....

.....

.....



Something
from a
collection



Something
that
tessellates



Something
difficult



Something
alive



Something
in reverse



Something
from a
collection



Something
that
testifies



Something
difficult



Something
alive



Something
in reverse



List five places you have enjoyed visiting around the area where you live and list what you saw there:

1. I went to

.....

and I saw

.....

2. I went to

.....

and I saw

.....

3. I went to

.....

and I saw

.....

4. I went to

.....

and I saw

.....

5. I went to

.....

and I saw

.....

Draw one of the five places you listed on the page before.




Draw the scene from the previous page from above.




**Draw yourself very small
imagining something
enormous.**





— Would you rather —
fly a kite or **ride on a scooter**
?
(Circle your choice)

Draw your favourite type of transport.



— Would you rather be—
the worst player **the best player**
on a team that **on a team that**
always wins **always loses**

or

?

(Circle your choice)

Draw the team you would want to be a part of.



— Would you rather —
be the fastest person or **be able**
in the world **to freeze time**
 ?
 (Circle your choice)

— Would you rather lick —
a dirty trash can or **the bathroom floor**
 ?
 (Circle your choice)

— Would you rather always —
have to enter rooms or **have to do cartwheels**
by announcing your **when leaving a room**
name ?
 (Circle your choice)

— Would you rather be a —
doctor or **scientist**
 ?
 (Circle your choice)

— Would you rather —
speak every language or **play every instrument**
 ?
 (Circle your choice)

— Would you rather go to the —
doctor or **dentist**
 ?
 (Circle your choice)

FUTURE TIMES

“

“

[illegible]

79

What is the most exciting thing you remember happening in the area where you live?

.....

.....

.....

.....

.....

Who would be the most exciting visitor you could imagine to come to your school?

.....

.....

.....

.....

.....

If you could have a new 'something' in your school or in the playground, what would it be?

.....


.....

.....

.....

.....

Continue to draw from the squiggle on the pedestal to produce a drawing of an abstract sculpture.



If you could rename your school, what would it be called?

.....

.....

.....

Invent a word for 'A future that gets better and better.'

.....

.....

.....

Invent a word for 'People working together, rather than alone.'

.....

.....

.....

Invent a new name for the area in which you live.

.....

.....

.....

Design your own billboard.




Draw or list three things you often see in the street near where you live.

Draw or list three things you wish you didn't see in the street near where you live.

Draw or list three things you wish you would see in the street near where you live.

Draw in the scene below 3 circles, 3 triangles and 3 stars.




Draw something below that people in your local area spend time looking at.



Draw an imaginary landscape around the rock.


Write down where this imaginary place is.


.....
.....



Draw the skyline of where you live.

Draw yourself imagining something upside down.





1. Cut out the labels on this page.
2. Hole punch a hole in each label.
3. Search out the item that matches the descriptions.
4. Using string, tie each label to the objects you find.
5. Write down which object you have tied the labels to in the spaces below.

.....

.....

.....

.....

.....



Something
with a spell
cast on it



Something
in a
reflection



Something
secret



Something
broken



Something
on the
periphery



Something
with a spell
cast on it

Something
in a
reflection

Something
secret

Something
broken

Something
on the
periphery

Write your own 'Wishing Fortune Slips'.
Cut them out, fill them in and give them to people you love.

Here is an example below.



I wish you

15 years free chocolate

I wish you

I wish you

I wish you

I wish you



I wish you
12 years free chocolate

I wish you


I wish you

I wish you


I wish you

Draw on this page a picture of this book on a table.

Join the dots with curved lines in any order you want (the crazier the better).



100



**Draw a map of your way from home to a place you go a lot,
maybe a shop, school or bus stop.**


Write here where the place you go to is:

.....


Finish the drawing of the statue.




Continue the drawing and finish the face.




Add 70 small circles or ovals to the composition below.






Complete the drawing, pattern or design below, and then colour in the shapes that you have formed.




When you are next inside a building, look up and draw what you see.


Draw yourself imagining something that comes in two parts.




Draw it again but mirrored (back to front).



1. Add detail to the drawing below so it resembles a place in which you would like to live.
2. Add colour to the drawing using the opposite colours it should be from the colour wheel on page 22.
(for example the grass is red and the sky is orange.)




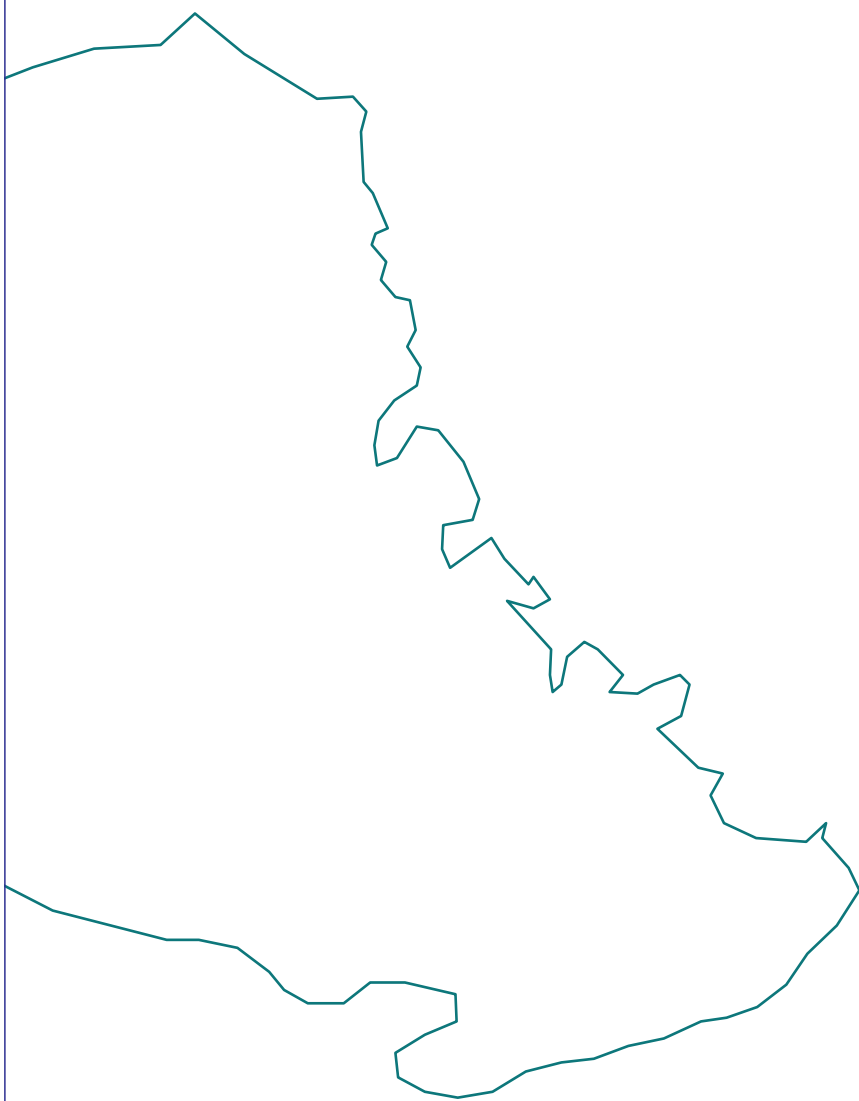


Draw a pair of tiny eyes hiding somewhere on this page .

Future world

Add a mountain, a boat, 3 buildings, a forest and a monument to the map of the island below.





— Would you rather be —
ten years older or **four years younger**
?
(Circle your choice)


Can you work out how old you will be in 50 years?


.....

In 50 years time it will be 2071, can you draw the numbers 2071 below really large and decorate them in colours and patterns.



1. Cut the page out.
2. Cut out the circle.
3. Hold up the page and draw what you see on the next page.





Draw here what you see through your telescope circle from the previous page.



These cartoon marks show something being hit, can you complete the drawing?



Make up three weird words with the letters below (they don't need to mean anything).



1.....

2.....

3.....

Invent a word that means 'happy place' (it can be as crazy as you want).

1. Cut out the labels on this page.
2. Hole punch a hole in each label.
3. Search out the item that matches the descriptions.
4. Using string, tie each label to the objects you find.
5. Write down which object you have tied the labels to in the spaces below.

.....

.....

.....

.....

.....



Something
hidden



Something
that can
be a tool



Something
slow



Something
to illuminate



Something
with a beat



Something
hidden



Something
that can
be a tool



Something
slow



Something
to illuminate



Something
with a beat



List the five furthest places you have visited from your home and list what you saw there.

1. I went to

.....

and I saw

.....

2. I went to

.....

and I saw

.....

3. I went to

.....

and I saw

.....

4. I went to

.....

and I saw

.....

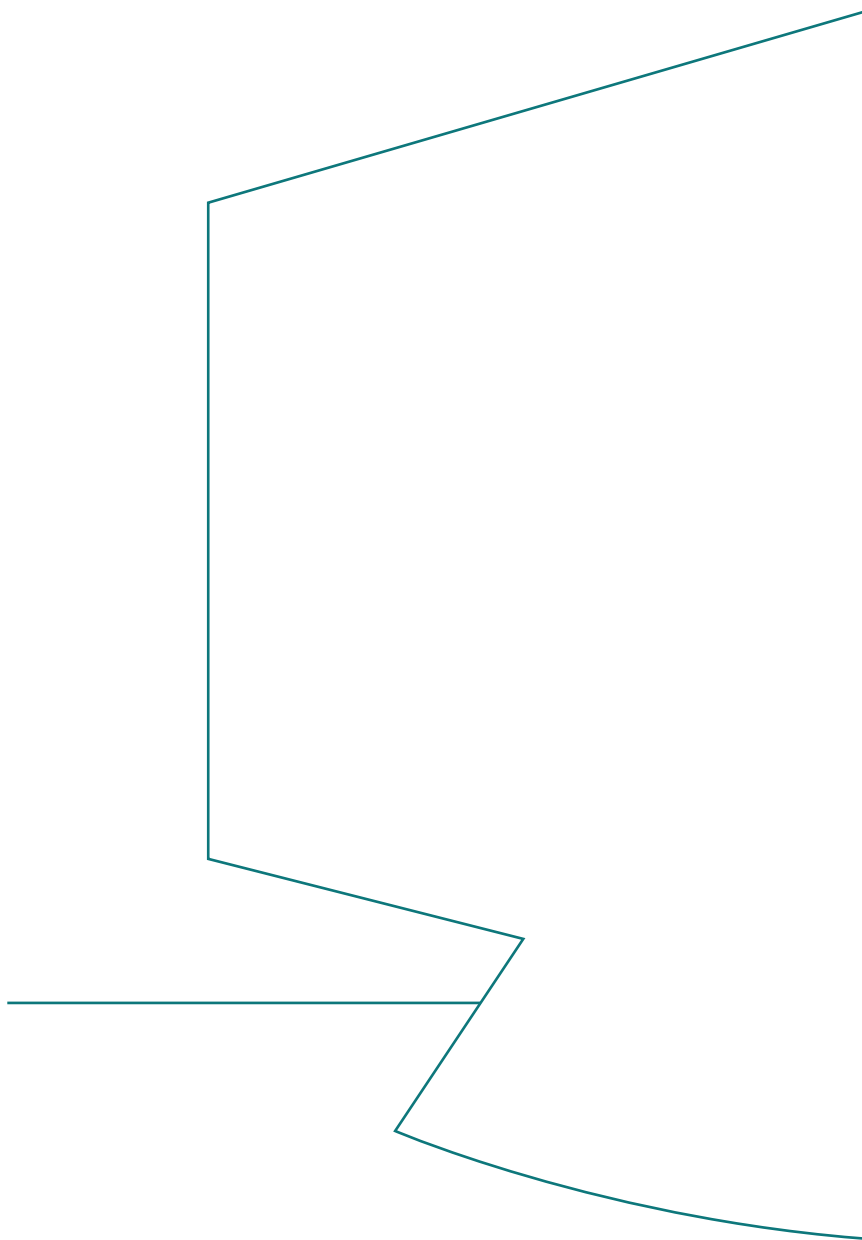
5. I went to

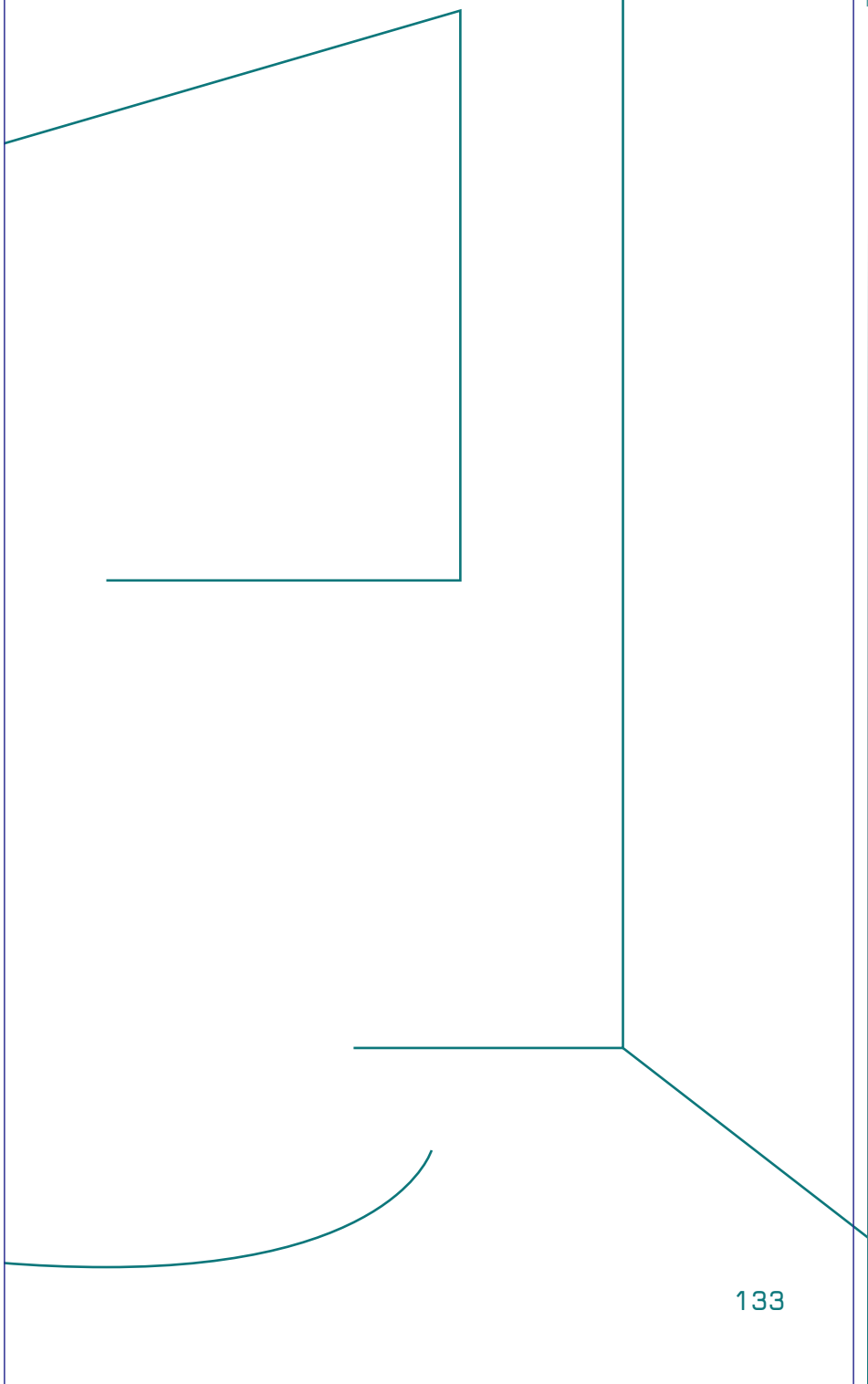
.....

and I saw

.....

Finish this sculpture.





— Would you rather live in the —
North Pole or **South Pole**
 ?
 (Circle your choice)

— Would you rather live on —
the Moon or **Mars**
 ?
 (Circle your choice)

— Would you rather have lived in the —
1870's or **1970's**
 ?
 (Circle your choice)

— Would you rather live —
in a mansion or **on a farm with lots**
in the city of **animals**
 ?
 (Circle your choice)

— Would you rather live where it is always —
dark or **light**
 ?
 (Circle your choice)

Name a dark place you've been.

.....

— Would you rather discover —
a hidden treasure or **a living dinosaur**
?
(Circle your choice)


— Would you rather have —
breakfast on or **dinner in a castle**
the Eiffel tower
?
(Circle your choice)

Draw what would you eat.



— Would you rather be able to live 100 years in the —
past or **future**
?
(Circle your choice)


Draw a time machine.



— Would you rather live —
in the desert or **on a deserted island**
?
(Circle your choice)

Draw a desert island looking down from a bird's eye view.






Draw a sculpture on the pedestal below using the shapes on the opposite page.



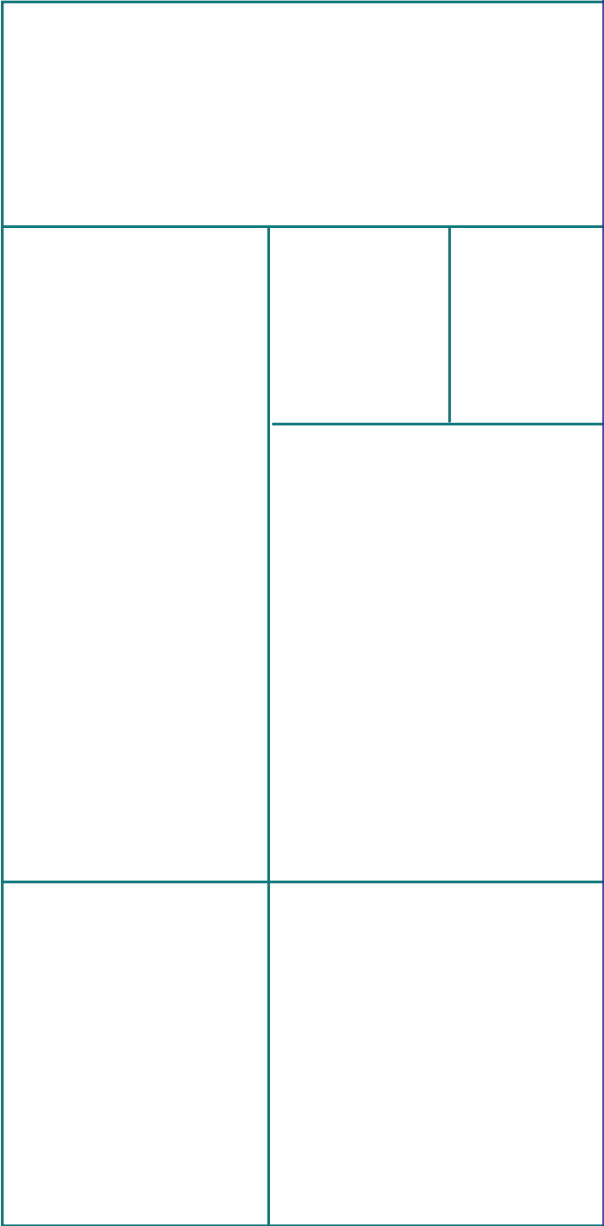
Draw your perfect bedroom on the plan. Start by drawing the place you want the window, then add furniture, toys, and anything else you would like to add.




Door

140

Draw twelve circles anywhere below (purposely drawing over the image if you want) and then colour in the different shapes that are formed.




Draw an object which you've seen near to where you live,
thinking about a fictional object that doesn't yet exist.





Join the dots with curved lines in any order you want (the crazier the better).



Write what you see:


.....

This is a close up of the middle of the last page.
Copy the lines you just drew between the dots on this page.

Write what you see:

.....

This is the middle of the last page but even closer up. Copy the lines you just drew between the dots on this page.



Write what you see:

.....

1. Pick five dots from the previous page.
2. Copy them onto this page, but this time as circles.
3. Draw arrows between them.
4. Turn all the circles into emoji faces.


Put a dot (.) or a dash (-) in the squares below, in any order you want. This is called Morse Code - it's a coded type of alphabet. You can decipher what you wrote if you want by using the key on the next page.

[illegible]

A .-	B -...	C -. -.
D -..	E .	F .. -.
G --.	H	I ..
J .---	K -. -	L . -..
M --	N -. .	O ---
P .--.	Q --. -	R . -.
S ...	T -	U .. -
V ...-	W .--	X -. -
Y -. -	Z --..	

Draw a sign or picture in the advertising lightbox in the park below.





Put fifteen dots anywhere you like on each of the six groups of lines below. These are musical bars that will create a tune that you may never hear but will be able to see.






Finish the face.





Imagine eating in another country, what would you eat? Draw from above and the side.









Draw two lines from every dot to another dot.



1. Cut out the labels on this page.
2. Hole punch a hole in each label.
3. Search out the item that matches the descriptions.
4. Using string, tie each label to the objects you find.
5. Write down which object you have tied the labels to in the spaces below.

.....

.....

.....

.....

.....



Something to
make marks



Something
that
runs out



Something
hard



Something
empty



Something
cosy



Something to
make marks



Something
that
runs out



Something
hard




Something
empty



Something
cozy



Draw a diagonal line in every box from one corner to the other and colour one half in, make random choices. The first one is done for you.



Draw what these people are looking at.






What imaginary event would you put on the front page and what would be your headline?

WEIRD WO

“




headline

cover picture



WORLD NEWS

”!!!
...



Circle the letters you like and then draw a line from one to another to create and spell out a crazy looking and sounding word, then write the word out at the bottom and give the new word a definition.



Word:

Definition:

.

q

w

e

r

t

y

u

i

s

p

l

k

j

h

g

f

d

s

a

z

x

b

n

m

o

.11


j


h

g

f

Add to the design here and colour it in to complete the abstract painting.





If there was a sculpture of you made out a weird material, like jelly or buttons for example, what would it be and what would it be made from? Draw it below.

1. Add the sun and two clouds to the image below.
2. Add colour to the drawing using the opposite colours it should be from the colour wheel on page 22.
(for example the grass is red and the sky is orange.)





These are some flags from different countries around the world:



Make your own flag for the whole world:



1. Cut out the labels on this page.
2. Hole punch a hole in each label.
3. Search out the item that matches the descriptions.
4. Using string, tie each label to the objects you find.
5. Write down which object you have tied the labels to in the spaces below.

.....

.....

.....

.....

.....



Something
beginning
with a "T"



Something
liquid that
can turn solid



Something
that
can lock



Something
free



Something from
the future



Something
beginning
with a "T"



Something
liquid that
can turn solid



Something
that
can lock



Something
free



Something from
the future



Finish the drawing of a trophy without taking your pen or pencil off the paper. Write on the base of the trophy who it was given to and what for.



Make a list of five things you hope are different in the future world.

1.

2.

3.

4.

5.

Make a list of five things you hope are free for everyone in the future world.

1.
.....
.....

2.
.....
.....

3.
.....
.....

4.
.....
.....

5.
.....
.....

Make a list of five new inventions you hope for in the future world.

1.

.....

.....

2.

.....

.....

3.

.....

.....

4.

.....

.....

5.

.....

.....

Draw in the faces below using only geometric shapes, like triangles, squares and circles. Colour in the shapes.





**In the future cars will be very different, they might even fly!
Draw below what a car in the future might look like. You can
write on your drawing to explain anything if you feel like it.**

**This is not the end, this is only the beginning.
You are now officially an author and you can say you have
written a book!**

**If you had designed this book, are there any exercises or
games you would have added? Draw one below.**

One last question... If you had to rename this book, what would you have called it?

.....

.....

.....

Author: Ryan Gander
Editors: Ryan Gander and Emily Bryson
Coordination: Emily Bryson and Åbåke
Copy editor: Emily Bryson
Design and Illustration: Åbåke and Ryan Gander
Cover design: LPPL
Printed in Spain by SYL

The Future is published as part of an extensive education programme for schools in south London during 2021 - 2022, instigated by Ryan Gander in partnership with Lendlease, the Contemporary Art Society Consultancy and the South London Gallery. The Future Education Programme forms part of an artwork commission, co-created with the local community, for Elephant Park in south London.
© Ryan Gander

All rights reserved. Published 2021.

Set in Akkurat and Valentine.
Published by Dent-de-Leone as an edition of 2023.
Copies to be freely distributed to Year 4 school children across Southwark, South London.
ISBN: 978-1-907908-69-9

The editors would like to thank:
Ciron Edwards, Colin Ledwith, Gill Henderson,
Heather Kay, Leah Morris, Lisson Gallery,
Lucille Gibbons, Luna Suzuki Ståhl, Majeeda Goodall,
Margot Heller, Mary Doyle, Megan O'Shea,
Michelle Butler, Sam Chatterton Dickson,
Selina Mason, Southwark Council

Lendlease would like to thank the community for all of their enthusiasm and engagement over many years which has positively shaped Elephant Park, and look forward to working with the local community on developing a new, co-created artwork for the area.

More projects by Ryan Gander can be found at
www.ryanganderarchive.com.



Supported using public funding by
**ARTS COUNCIL
ENGLAND**

